

HOW TO MASTER A

VISION BOARD

2024



*To Plan Ahead Is A Great Start of
A Brand New Beginning*

WEALTHY MIND TOOLS

HOW TO MASTER A **VISION BOARD**



A fun and creative process that can help you to clarify your goals and bring them to life.

WEALTHY MIND TOOLS



WELCOME

I am thrilled to be a part of your journey towards bringing your goals and aspirations to life. Vision boards have been used for many years as a tool for manifestation and motivation, and I believe that the power of visualization can be a powerful tool in helping you to achieve your desires.

In this eBook, you will learn the steps to create your own vision board, including how to determine your goals, gather materials, find images and quotes, create categories, add personal symbols, use color and texture, and place it in a visible location. You will also learn about the benefits of vision boards, and how they can help you to stay focused, motivated, and inspired towards your goals.

I hope that this eBook will be a valuable resource for you, and that you will find it both informative and inspiring. Whether you are a seasoned vision board practitioner or just starting out, I believe that you will find the information in this eBook to be useful and practical.


So, grab a pen and paper, and let's get started on creating your vision board!

VISION BOARDS

& WHY THEY ARE IMPORTANT

Vision boards, also known as dream boards, are a visual representation of your goals and aspirations. They are a collage of images, quotes, and affirmations that depict a your desired future. They are used as a tool for manifestation and motivation, helping you to focus on and achieve your goals.

The idea behind vision boards is that by visually displaying what you want to achieve, you are able to make it feel more real and tangible. This, in turn, helps to keep you motivated and focused on your goals. The process of creating a vision board involves getting clear on what you want in different areas of your life, such as relationships, career, health, personal growth, and so on. Then, you find images and quotes that resonate with your desired outcomes, and arrange them in a way that inspires you.





Vision boards have been found to be an effective tool for manifestation and motivation because they tap into the power of visualization. Visualization is a mental technique that involves creating a vivid mental image of what you want to achieve. This helps to create a clear and concrete vision of your desired future, which is essential for manifestation. When you can see what you want to achieve, you are able to set yourself on a path towards making it a reality.

Another reason why vision boards are important is that they help to clarify your goals and focus your attention on what is truly important to you. When you have a clear vision of what you want, it becomes easier to prioritize your time and resources, and to make decisions that align with your goals. Additionally, having a visual reminder of your goals can help you to stay motivated and inspired, even when you face setbacks or challenges along the way.

In conclusion, vision boards are an important tool for manifestation and motivation because they help to make your goals feel real and tangible, clarify your goals and focus your attention, and provide a visual reminder of what you want to achieve. Whether you are looking to improve your career, relationships, health, or personal growth, creating a vision board can help you to make your dreams a reality.



FREEDOM



TRAVEL



CREATIVITY




ABUNDANCE



vision board

DO VISION BOARDS WORK?



The effectiveness of vision boards is a subject of debate and can vary from person to person. Some people believe that vision boards are a powerful tool for manifestation and can help to bring your goals and aspirations to life. By focusing your attention on the images, quotes, and symbols that represent your desired outcomes, you can create a strong connection between your subconscious mind and your goals, and increase your motivation and drive to achieve them.

Others argue that vision boards alone are not enough to achieve your goals and that they should be combined with action and hard work. While having a vision board can provide motivation and inspiration, it's important to take the necessary steps to make your goals a reality.

It's also worth noting that vision boards can be a personal and subjective tool, and what works for one person may not work for another. Ultimately, the effectiveness of vision boards depends on the individual and their level of commitment to their goals.

In conclusion, whether or not vision boards work is a subjective matter, and their effectiveness can depend on various factors, including the individual's level of commitment and the role they play in achieving their goals. While they may not guarantee success, they can be a useful tool for motivation and inspiration and can help to keep your goals at the forefront of your mind.

7 STEPS TO CREATE A **VISION BOARD**

Making a vision board is a fun and creative process that can help you to clarify your goals and bring them to life.

Here are the steps to create your own vision board:



01

DETERMINE YOUR GOALS

Before you start creating your vision board, take some time to think about what you want to achieve. This can include personal goals, such as improving your relationships, career goals, financial goals, health and wellness goals, and so on. Write down your goals, and be as specific as possible.

02

GATHER MATERIALS

You'll need a large poster board or foam board, glue, scissors, and magazines or pictures to cut out. You can also use images and quotes that you find online, or create your own drawings and paintings.





03

FIND IMAGES AND QUOTES

Browse through magazines, newspapers, or online images to find pictures and quotes that resonate with your goals. Cut out images that represent your desired outcomes and glue them to your poster board.

04

CREATE CATEGORIES

Arrange your images and quotes into categories that align with your goals, such as relationships, career, health, and personal growth. You can also include images and quotes that symbolize the emotions, experiences, or qualities you want to cultivate, such as happiness, abundance, or love.





05


ADD PERSONAL SYMBOLS

Personal symbols, such as a heart, an infinity symbol, or a dreamcatcher, can serve as a visual representation of your intentions and help to create a sense of focus and purpose. You can create your own symbols, or find images online to cut out and add to your vision board.

06

USE COLOR AND TEXTURE

The colors and textures you use on your vision board can also be important. Bright colors can help to create a sense of energy and excitement, while calming colors can help to create a sense of peace and tranquility. Similarly, soft textures can help to create a sense of comfort, while rough textures can help to create a sense of power and determination.




07

PLACE IT IN A VISIBLE LOCATION

Personal symbols, such as a heart, an infinity symbol, or a dreamcatcher, can serve as a visual representation of your intentions and help to create a sense of focus and purpose. You can create your own symbols, or find images online to cut out and add to your vision board.



Creating a vision board is a fun and creative process that can help you to bring your goals to life. By gathering images, quotes, and symbols that resonate with your desired outcomes, and arranging them in a visually appealing way, you can create a powerful tool for manifestation and motivation. Place your vision board in a visible location and allow it to serve as a daily reminder of what you want to achieve.



*I am creating
the life of my
dreams*



*Just out here
raising my
vibration*



*I am capable
of achieving
my biggest
goals*



2023

CATEGORIES

You can add any area of your life that you would like to improve or focus on to your vision board. Here are some areas that you might consider including:



CAREER

Your ideal job or career, your professional goals, or the skills you want to develop.



FINANCES

Financial abundance, savings goals, investments, or the lifestyle you want to achieve.



HEALTH & FITNESS

Your ideal body image, your health goals, exercise routines, and healthy habits.



RELATIONSHIPS

Your ideal relationship, your communication and connection goals, or the types of friendships and relationships you want to cultivate.



PERSONAL GROWTH

Your personal growth goals, such as developing a new skill, overcoming a fear, or cultivating a new habit.



TRAVEL

Your ideal travel destinations, your dream vacations, or the experiences you want to have while traveling.

MATERIALS

A vision board is a personal tool, and what you put on it is entirely up to you. The goal is to create a visual representation of your goals, aspirations, and the life you want to create for yourself. However, there are some common items that people often include on their vision boards:



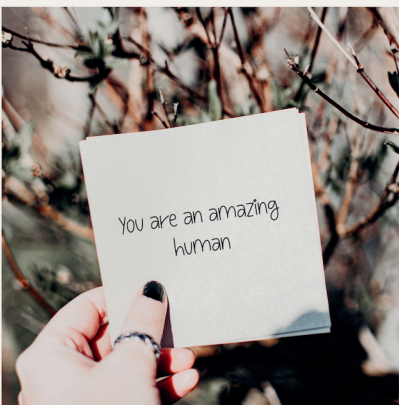
IMAGES

These can be pictures of the things you want to achieve, such as your dream home, your ideal job, or a specific destination you want to travel to. You can also include images that symbolize the emotions, experiences, or qualities you want to cultivate, such as happiness, abundance, or love.



QUOTES

Inspirational quotes can serve as a reminder of your goals and provide encouragement along the way. You can choose quotes that resonate with you, or that align with the themes of your vision board.



AFFIRMATIONS

Affirmations are positive statements that you repeat to yourself, and they can be an important tool for manifestation and motivation. Write out affirmations that align with your goals and display them on your vision board.

BUCKET LIST ITEMS

If you have a list of experiences you wish to have, whether it's traveling to a particular destination, learning a new skill, or trying out a new hobby, it's important to include these items on your vision board. By visualizing yourself experiencing these things, you're creating a sense of anticipation and excitement that can motivate you to take action towards making them a reality.



PERSONAL SYMBOLS

The symbols you choose can be simple or complex, and they can be represented in a variety of ways, such as through images, words, or even physical objects that you attach to your board. The key is to choose symbols that resonate with you on a deep level and that help to create a sense of focus and purpose in your vision board.



COLOR AND TEXTURE

The colors and textures you incorporate into your vision board are significant as well. Vibrant colors can foster a feeling of energy and enthusiasm, whereas soothing colors can promote a sense of serenity and calmness. Likewise, smooth textures can create a sense of ease, while rough textures can evoke a sense of strength and tenacity.



In summary, what you put on your vision board is entirely up to you, but the goal is to create a visual representation of your goals and aspirations that inspires and motivates you. The items you choose should resonate with your desired outcomes, and serve as a reminder of what you want to achieve.



2024

A LIFE OF ABUNDANCE



VISION BOARD

BUSINESS

HEALTH

RELATIONSHIPS

FINANCIAL

EXPERIENCES

MINDSET

PERSONAL GROWTH

SPIRITUAL

VISION BOARD

Career / Business

Finance

Family / Friends

Love

Personal Growth

Health

Leisure

Mind

health

career

mindset

family

travel

relationships

2024

my vision board

VISION BOARD

THANK YOU

I hope that it has been a helpful resource for you and has provided you with the knowledge and inspiration to manifest your goals and dreams.

I believe that visualization is a powerful tool for manifesting your desires, and I hope that this eBook has helped you to tap into the power of your imagination and bring your goals to life.

I appreciate your support, and would love to hear about your experience creating your vision board. If you have any feedback or comments, please don't hesitate to reach out to me. I value your opinion and would love to hear from you.

I wish you all the best on your journey towards achieving your goals and living your best life.

LET'S CONNECT

@wealthymindtools

